




Halloween Mask Cover*



What's Rakuten Design Lab?
 Rakuten Design Lab is a design organization aimed at further strengthening Rakuten's businesses through the power of design.



@rakuten_design_lab

* 🌙 How to make your mask:

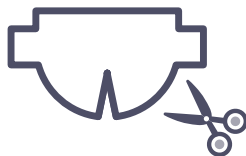
1



Print out the template on A4 paper.

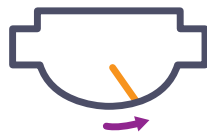
Do not change the scale or choose "Fit to Page" option. It must be printed in **full scale**.

2



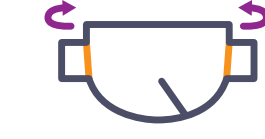
Cut along the blue — line.

3



Bring the lower slit towards the tab, aligning the edge with the ... line. Staple or tape the tab behind the opposite wedge.

4



Fold over two tabs on the side along the --- line.

5



Fold into the mask to hold in place. Apply staple or tape if necessary.

6



Wear your mask and enjoy Halloween!
Post the photo on your Instagram with #HalloweenMaskCover

Attach the cover onto your mask before wearing it.