


# S

# Halloween Mask Cover\*




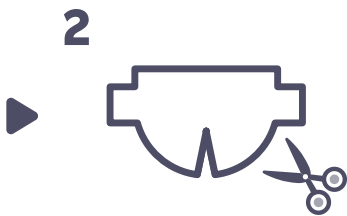
**What's Rakuten Design Lab?**  
Rakuten Design Lab is a design organization aimed at further strengthening Rakuten's businesses through the power of design.

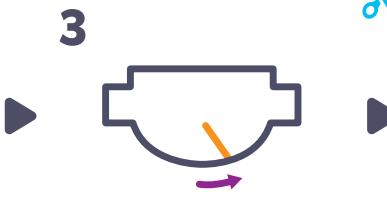



@rakuten\_design\_lab

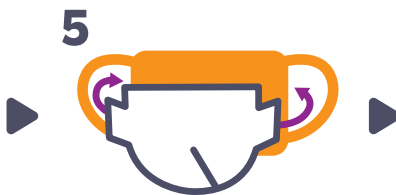
## \* 🌙 How to make your mask:


- 

Print out the template on A4 paper.  
Do not change the scale or choose "Fit to Page" option. It must be printed in **full scale**.
- 

Cut along the blue — line.
- 

Bring the lower slit towards the tab, aligning the edge with the ... line. Staple or tape the tab behind the opposite wedge.
- 

Fold over two tabs on the side along the --- line.
- 

Fold into the mask to hold in place. Apply staple or tape if necessary.
- 

Wear your mask and enjoy Halloween!  
Post the photo on your Instagram with #HalloweenMaskCover

Attach the cover onto your mask before wearing it.