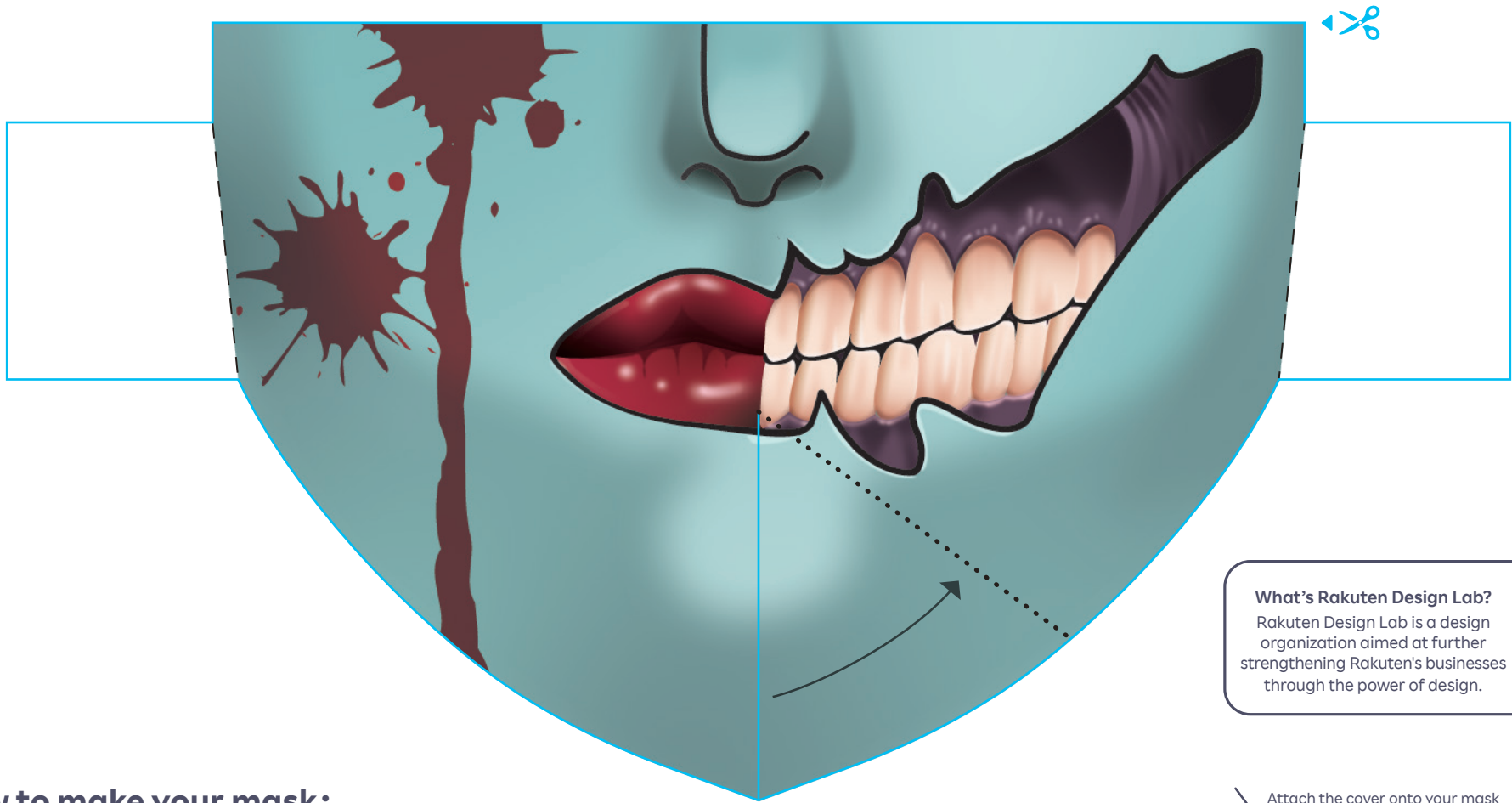




Rakuten Design Lab

Halloween Mask Cover*



What's Rakuten Design Lab?
 Rakuten Design Lab is a design organization aimed at further strengthening Rakuten's businesses through the power of design.



@rakuten_design_lab

* 🌙 How to make your mask:

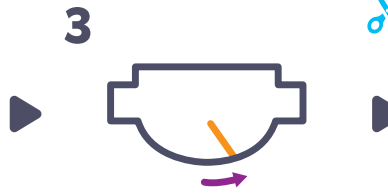


1 Print out the template on A4 paper.

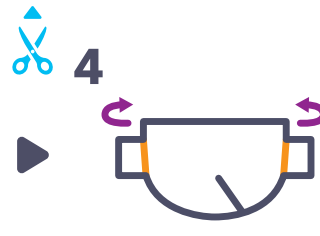
Do not change the scale or choose "Fit to Page" option. It must be printed in **full scale**.



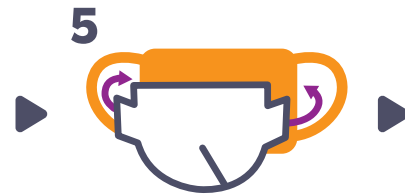
2 Cut along the blue — line.



3 Bring the lower slit towards the tab, aligning the edge with the ... line. Staple or tape the tab behind the opposite wedge.



4 Fold over two tabs on the side along the --- line.



5 Fold into the mask to hold in place. Apply staple or tape if necessary.



6 Wear your mask and enjoy Halloween!
Post the photo on your Instagram with #HalloweenMaskCover

Attach the cover onto your mask before wearing it.