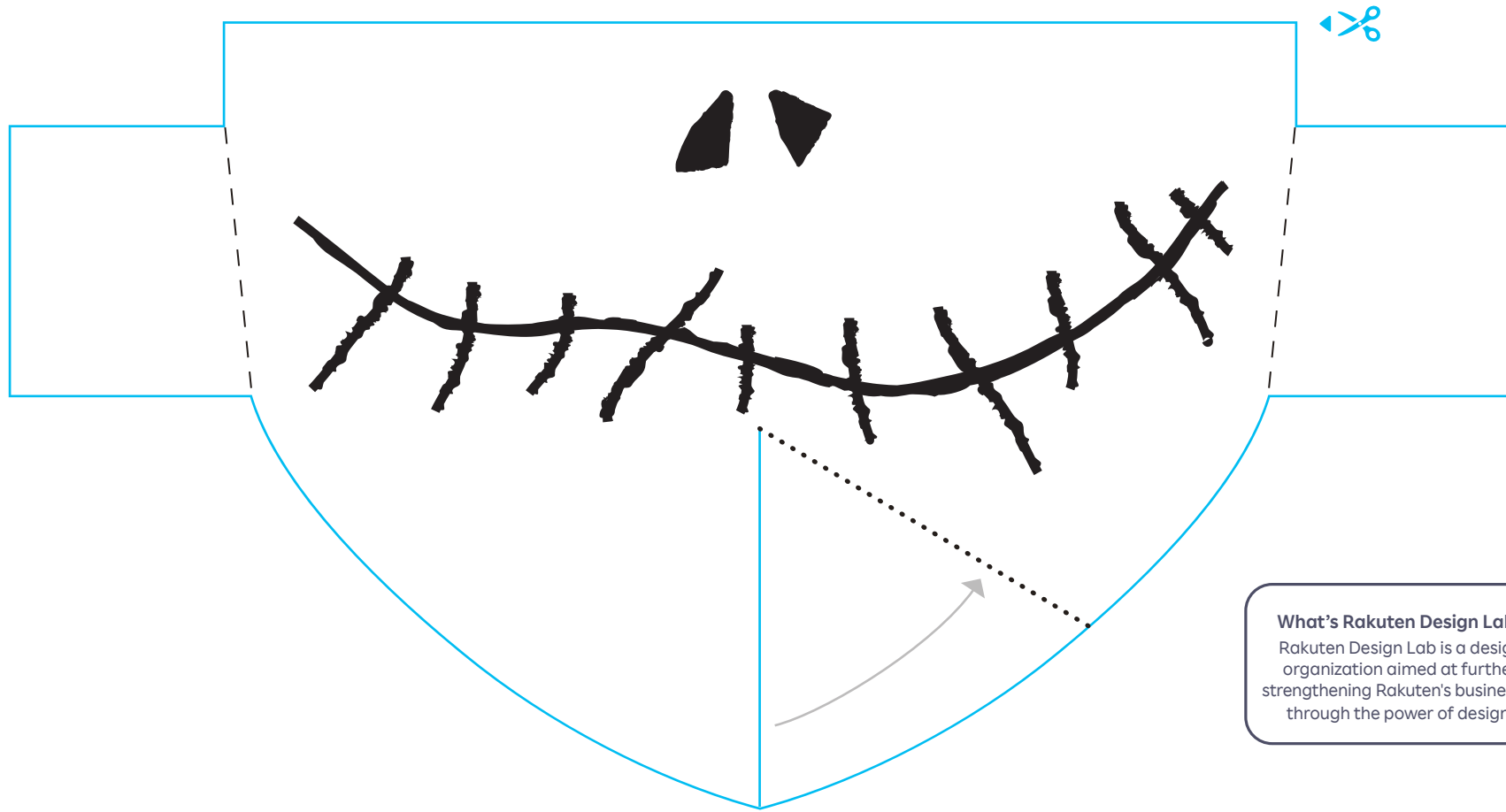


S

Rakuten Design Lab

Halloween Mask Cover*





What's Rakuten Design Lab?
Rakuten Design Lab is a design organization aimed at further strengthening Rakuten's businesses through the power of design.





@rakuten_design_lab


* 🌙 How to make your mask:


- 

1 Print out the template on A4 paper.
Do not change the scale or choose "Fit to Page" option. It must be printed in **full scale**.
- 

2 Cut along the blue — line.
- 

3 Bring the lower slit towards the tab, aligning the edge with the ... line. Staple or tape the tab behind the opposite wedge.
- 

4 Fold over two tabs on the side along the --- line.
- 

5 Fold into the mask to hold in place. Apply staple or tape if necessary.
- 

6 Wear your mask and enjoy Halloween!
Post the photo on your Instagram with #HalloweenMaskCover

Attach the cover onto your mask before wearing it.